APPENDIX B

RCCOW MESSAGE FORMATS

BYTE	BIT 7	BIT 6	BIT 5	BIT 4	BIT 3	BIT 2	BIT 1	BIT 0
1	MSB	STATION ID						
2	STATION ID							LSB
3	RPP MSB BIT 16	RPP BIT 15		MSB	MESSAGE CODE (00001)			LSB
4	IE*	SC*	BIT 14	REPORTING PARTY				
5	REPORTING PARTY							LSB
6	MSB	PORT CONFIGURATION CODE (BCD)						LSB
7					PC	MSB	PORT BIT RATE	LSB
8	MSB	PORT #1 NUMBER IN GUARD LIST		LSB	MSB	PORT #2 NUMBER IN GUARD LIST		LSB
9	MSB	PORT #3 NUMBER IN GUARD LIST		LSB	MSB	PORT #4 NUMBER IN GUARD LIST		LSB
10	P1	P2	P3	P4	MSB	FRAME FORMAT		
11	FRAME FORMAT							LSB
12	MSB	PARITY						
13	PARITY							LSB

IE = Initial entry flag
PC = Port Configuration Change flag
SC = Stored Call flag
RPP = Reporting Party

P1 = Port #1 Guard List Change flag
P2 = Port #2 Guard List Change flag
P3 = Port #3 Guard List Change flag
P4 = Port #4 Guard List Change flag

= not used
BCD = binary-coded decimal
MSB = most significant bit
LSB = least significant bit
* = AC mode only

FIGURE 20-1A. RCCOW Status Report B (ports 1 through 4).

BYTE	BIT 7	BIT 6	BIT 5	BIT 4	BIT 3	BIT 2	BIT 1	BIT 0
1	MSB	STATION ID						
2	STATION ID							LSB
3	RPP MSB BIT 16	RPP BIT 15		MSB	MESSAGE CODE (00001)			LSB
4	IE*	SC*	BIT 14	REPORTING PARTY				
5	REPORTING PARTY							LSB
6	MSB	PORT CONFIGURATION CODE (BCD)						LSB
7					PC	MSB	PORT BIT RATE	LSB
8	MSB	PORT #5 NUMBER IN GUARD LIST		LSB	MSB	PORT #6 NUMBER IN GUARD LIST		LSB
9	MSB	PORT #7 NUMBER IN GUARD LIST		LSB	MSB	PORT #8 NUMBER IN GUARD LIST		LSB
10	P1	P2	P3	P4	MSB	FRAME FORMAT		
11	FRAME FORMAT							LSB
12	MSB	PARITY						
13	PARITY							LSB

IE = Initial entry flag
PC = Port Configuration Change flag
SC = Stored Call flag
RPP = Reporting Party

P1 = Port #5 Guard List Change flag
P2 = Port #6 Guard List Change flag
P3 = Port #7 Guard List Change flag
P4 = Port #8 Guard List Change flag

= not used
BCD = binary-coded decimal
MSB = most significant bit
LSB = least significant bit
* = AC mode only

FIGURE 20-1B. RCCOW Status Report B (ports 5 through 8).

BYTE	BIT 7	BIT 6	BIT 5	BIT 4	BIT 3	BIT 2	BIT 1	BIT 0
1	MSB	STATION ID						
2	STATION ID							LSB
3	RGP BIT 16	RGP BIT 15	PREC	MSB	MESSAGE CODE (01111)			LSB
4	IE*	SC*	BIT 14	REQUESTING PARTY				
5	REQUESTING PARTY							LSB
6	MSB	REQUESTED PARTY						
7	REQUESTED PARTY							LSB
8	MSB	DATA BLOCK						LSB
9	MSB	DATA BLOCK						LSB
10	MSB	DATA BLOCK						LSB
11	MSB	DATA BLOCK						LSB
12	MSB	PARITY						
13	PARITY							LSB

IE = Initial entry flag
SC = Stored Call flag
▨ = not used
MSB = most significant bit
LSB = least significant bit
PREC = precedence
* = AC mode only
RGP = Requesting Party

FIGURE 20-2A. RCCOW Data Transfer (Type A).

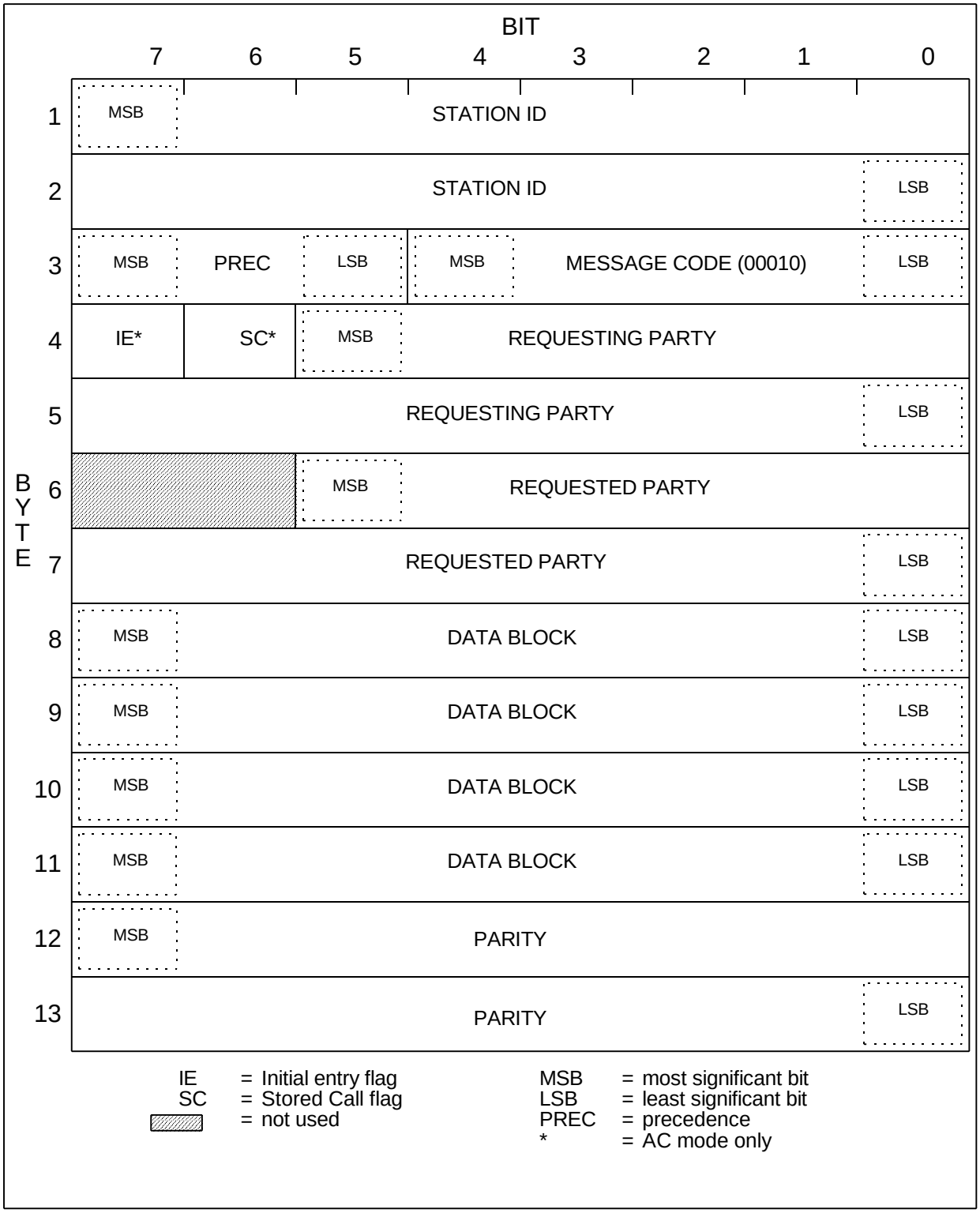

FIGURE 20-2B. RCCOW Data Transfer (Type B).

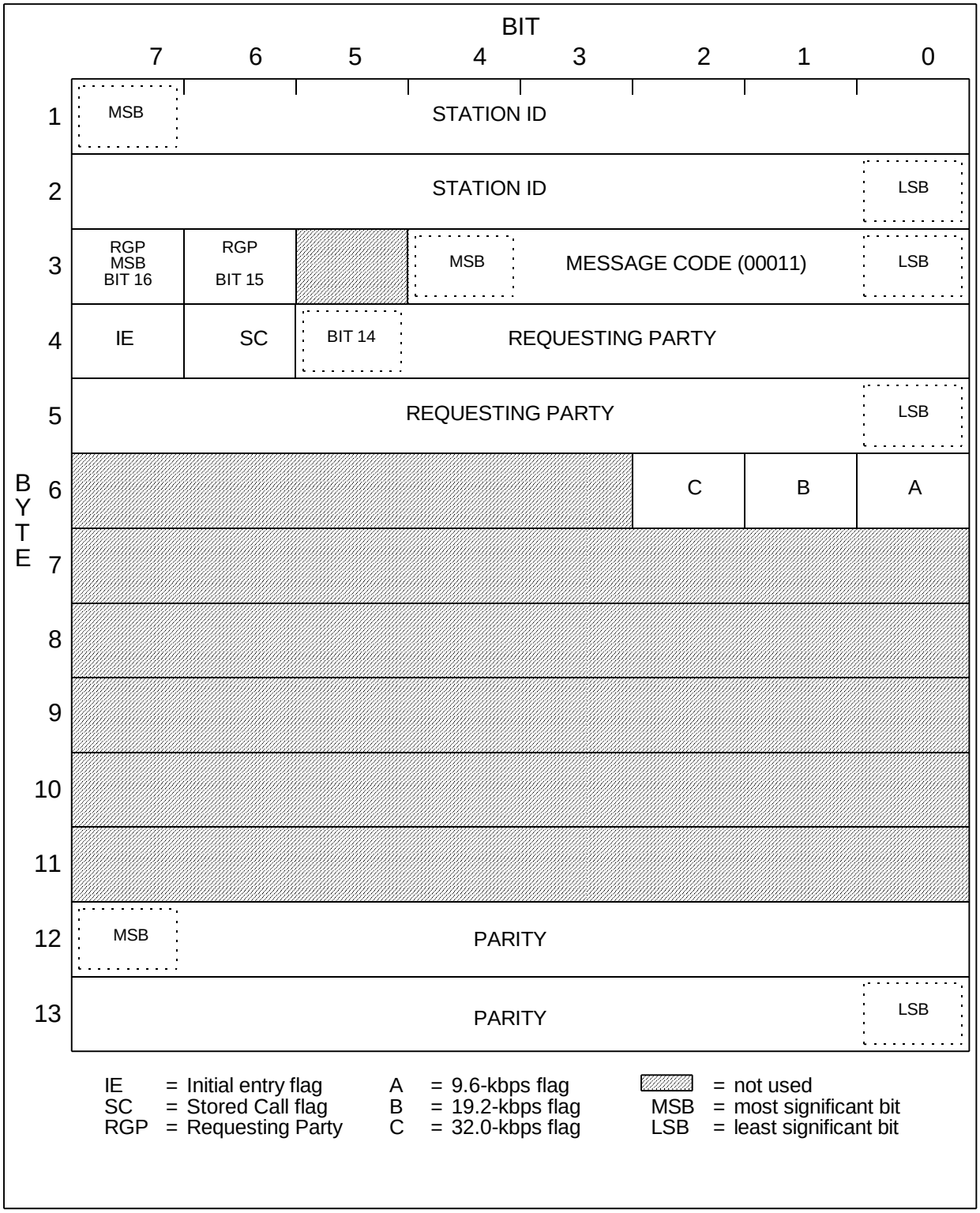

FIGURE 20-3. RCCOW Link Test Request.

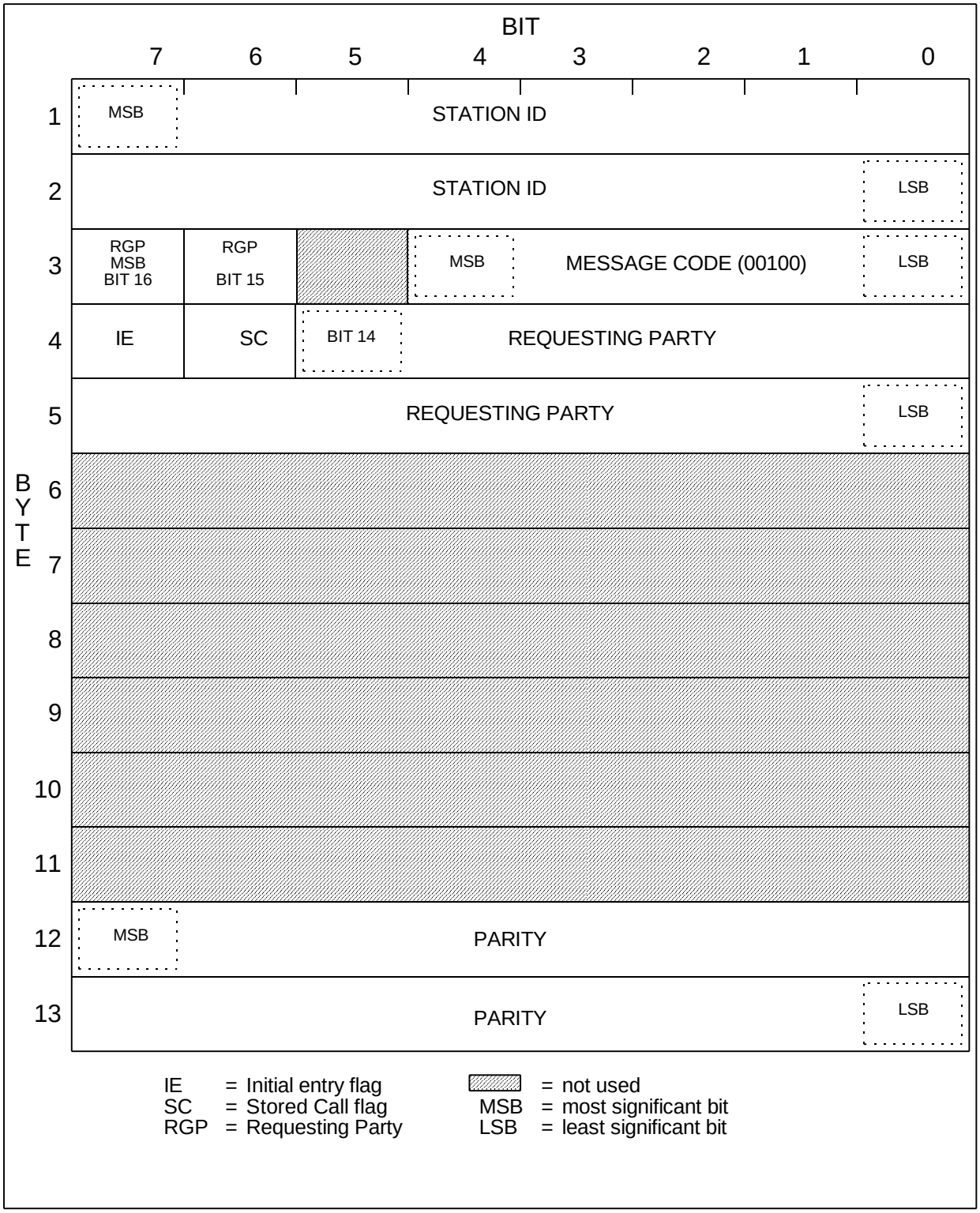

FIGURE 20-4. RCCOW Call Complete.

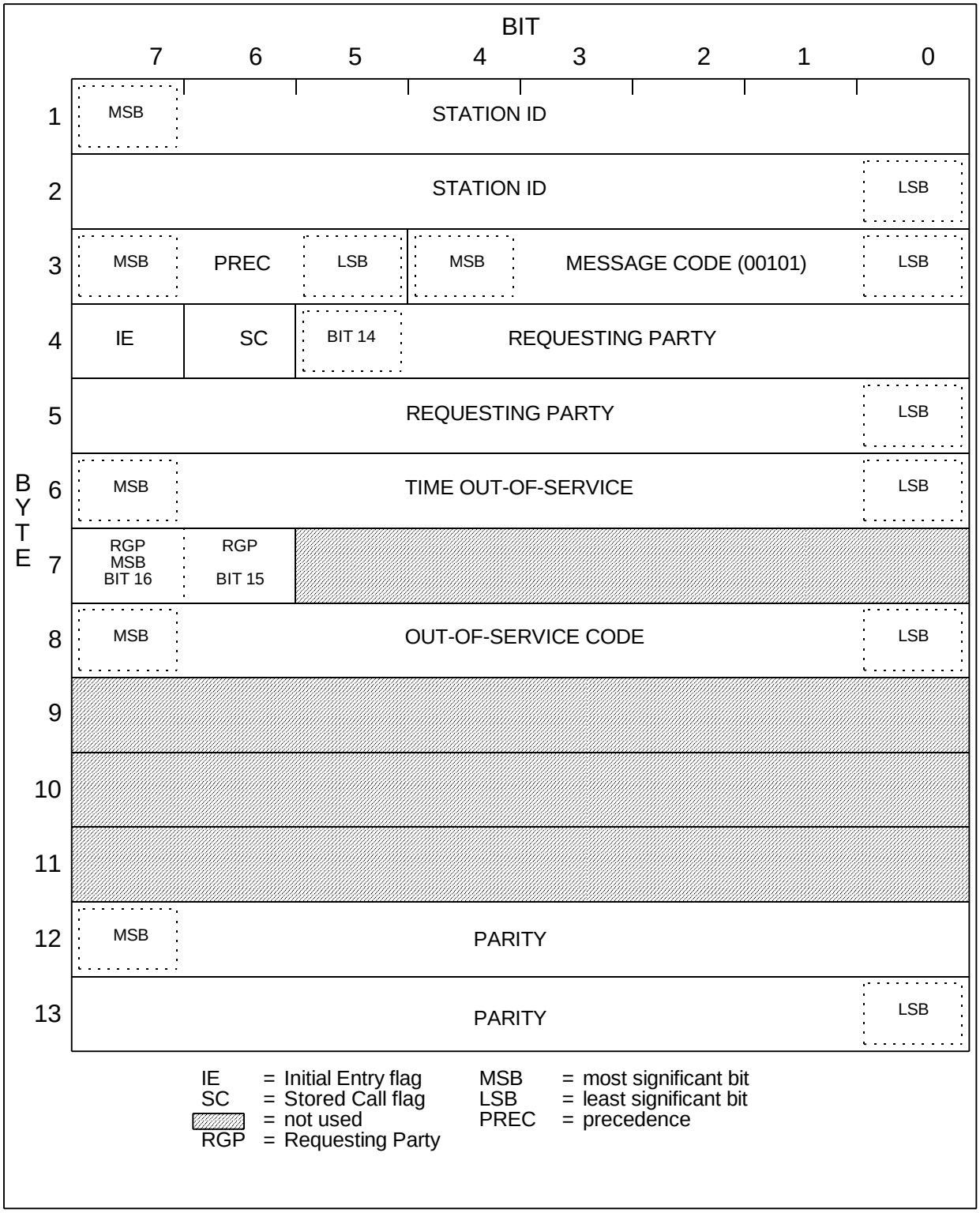

FIGURE 20-5. RCCOW Out-of-Service.

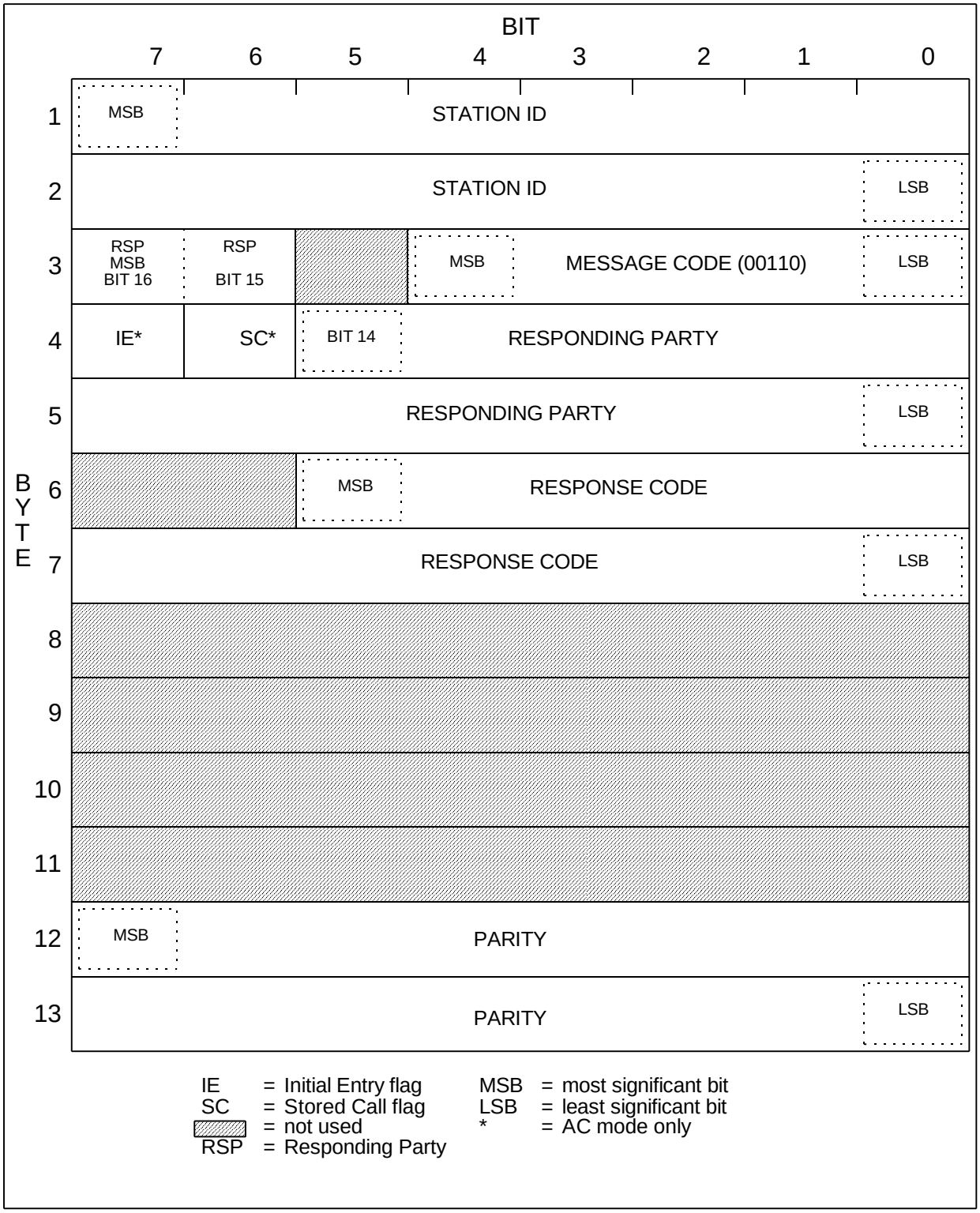

FIGURE 20-6. RCCOW Information Report.

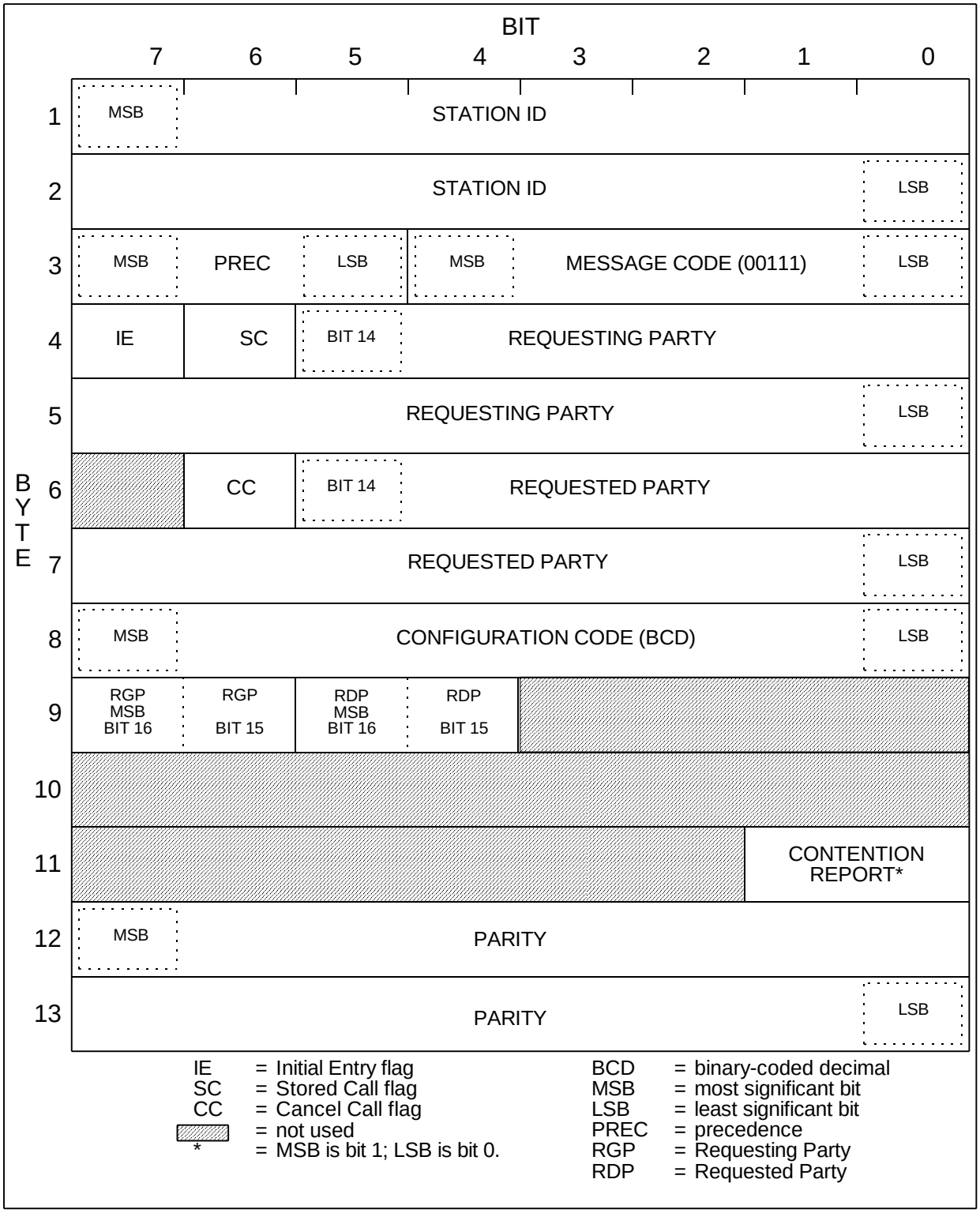

FIGURE 20-7. RCCOW Two-Party Request (or Cancel Call).

BYTE	BIT 7	6	5	4	3	2	1	0
1	MSB	STATION ID						
2	STATION ID							LSB
3	MSB	PREC	LSB	MSB	MESSAGE CODE (10000)			LSB
4	IE	SC	BIT 14	REQUESTING PARTY				
5	REQUESTING PARTY							LSB
6	LF	CC	BIT 14	REQUESTED PARTY #1				
7	REQUESTED PARTY #1							LSB
8	CONTENTION REPORT*		RGP MSB BIT 16	RGP BIT 15			RDP #1 MSB BIT 16	RDP #1 BIT 15
9								
10	MSB	TIME						LSB
11	MSB	CONFIGURATION CODE (BCD)						LSB
12	MSB	PARITY						
13	PARITY							LSB

IE = Initial Entry flag
SC = Stored Call flag
CC = Cancel Call flag
LF = List Flag
* = MSB is bit 7; LSB is bit 6.
BCD = binary-coded decimal
MSB = most significant bit
LSB = least significant bit
PREC = precedence
RGP = Requesting Party
RDP = Requested Party

FIGURE 20-8A. RCCOW Conference Request (or Cancel Call) (Type A).

BYTE	BIT 7	6	5	4	3	2	1	0
1	MSB	STATION ID						
2	STATION ID							LSB
3	MSB	PREC	LSB	MSB	MESSAGE CODE (01000)			LSB
4	IE	SC	MSB	REQUESTING PARTY				
5	REQUESTING PARTY							LSB
6	LF	CC	MSB	REQUESTED PARTY #1				
7	REQUESTED PARTY #1							LSB
8	CONTENTION REPORT*		MSB	REQUESTED PARTY #2				
9	REQUESTED PARTY #2							LSB
10	MSB	TIME						LSB
11	MSB	CONFIGURATION CODE (BCD)						LSB
12	MSB	PARITY						
13	PARITY							LSB

IE = Initial Entry flag
SC = Stored Call flag
CC = Cancel Call flag
LF = List flag
* = MSB is bit 7; LSB is bit 6.
BCD = binary-coded decimal
MSB = most significant bit
LSB = least significant bit
PREC = precedence

FIGURE 20-8B. RCCOW Conference Request (or Cancel Call) (Type B).

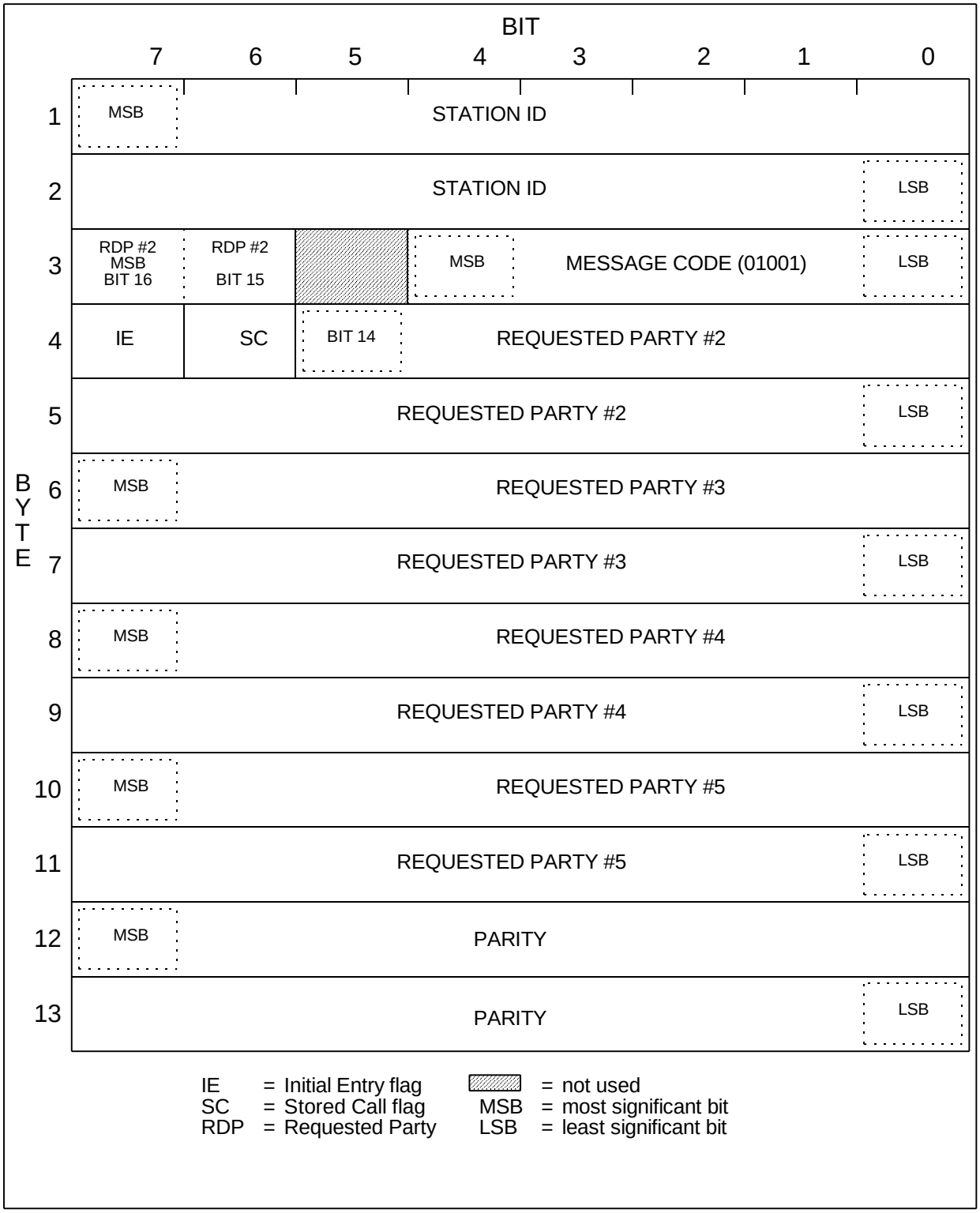

FIGURE 20-9A. RCCOW Conference Party List (Type A).

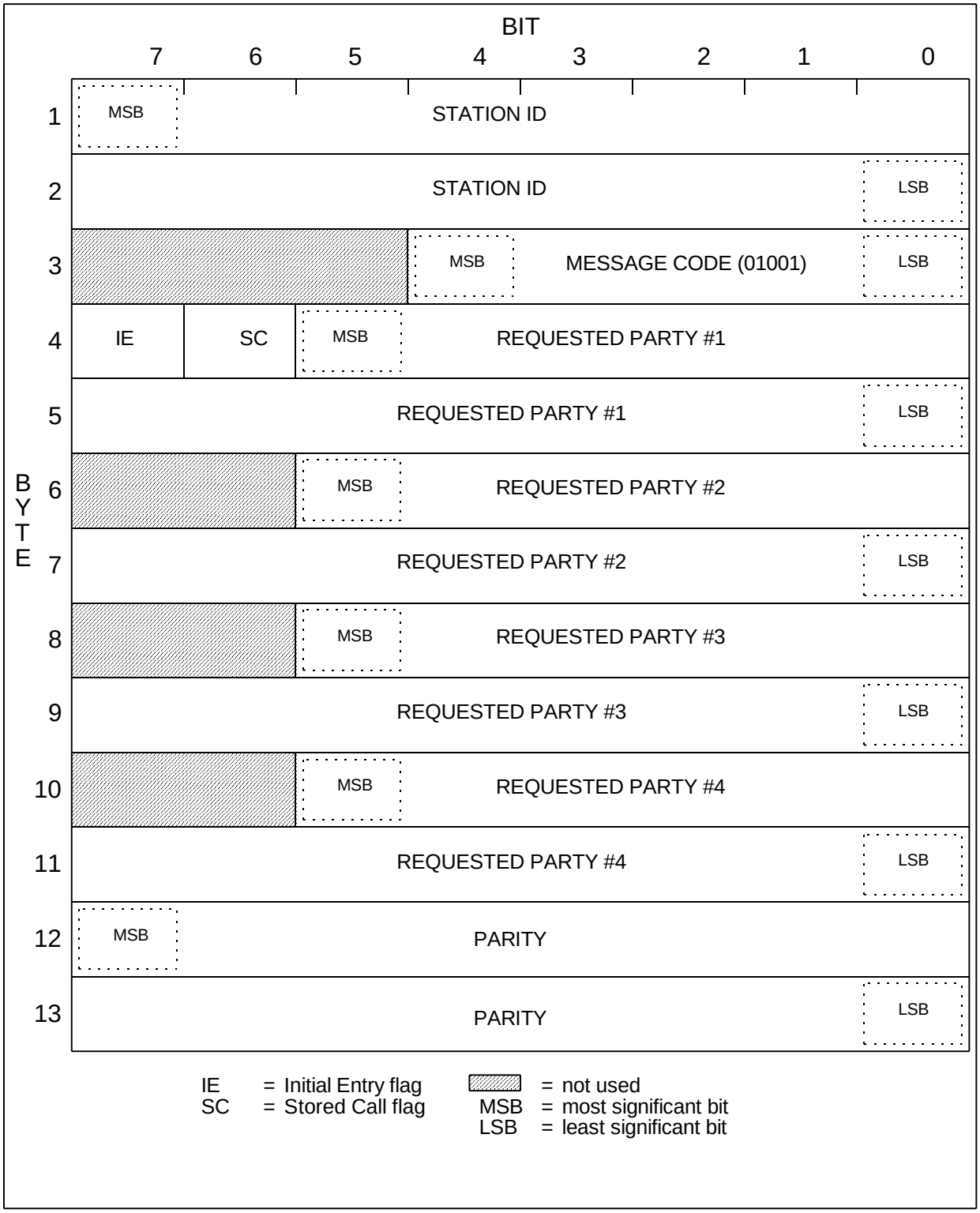

FIGURE 20-9B. RCCOW Conference Party List (Type B).

BYTE	BIT 7	BIT 6	BIT 5	BIT 4	BIT 3	BIT 2	BIT 1	BIT 0
1	MSB	STATION ID						
2	STATION ID							LSB
3	C	B	A	MSB	MESSAGE CODE (01010)			LSB
4	IE	SC	BIT 14	REPORTING PARTY				
5	REPORTING PARTY							LSB
6	RPP MSB BIT 16	MSB	SYMBOL ERRORS					
7	SYMBOL ERRORS							LSB
8	MSB	SYMBOL ERASURES						
9	SYMBOL ERASURES							LSB
10	MSB	MISSED ACQUISITIONS				LSB	RPP BIT 15	CF
11	MSB	BITS TESTED						LSB
12	MSB	PARITY						
13	PARITY							LSB

IE = Initial Entry flag
SC = Stored Call flag
A = 9.6-kbps flag
B = 19.2-kbps flag
C = 32-kbps flag
CF = Contention flag
= not used
MSB = most significant bit
LSB = least significant bit
RPP = Reporting Party

FIGURE 20-10. RCCOW Link Test Results.

BYTE	BIT 7	BIT 6	BIT 5	BIT 4	BIT 3	BIT 2	BIT 1	BIT 0
1	MSB	STATION ID						
2	STATION ID							LSB
3	RPP MSB BIT 16	RPP BIT 15		MSB	MESSAGE CODE (01011)			LSB
4	IE	SC	BIT 14	REPORTING PARTY				
5	REPORTING PARTY							LSB
6	MSB	PORT #1 BR	LSB	MSB	PORT #1 SLOT ASSIGNMENT			LSB
7	MSB	PORT #2 BR	LSB	MSB	PORT #2 SLOT ASSIGNMENT			LSB
8	MSB	PORT #3 BR	LSB	MSB	PORT #3 SLOT ASSIGNMENT			LSB
9	MSB	PORT #4 BR	LSB	MSB	PORT #4 SLOT ASSIGNMENT			LSB
10				MSB	NUMBER OF USERS IN GL			LSB
11	MSB	CONTENTION REPORT		LSB		MF	FC	FD
12	MSB	PARITY						
13	PARITY							LSB

IE = Initial Entry flag
MF = Special Frame Format
FD = Full-Duplex flag
FC = Frequency Change flag

SC = Stored Call flag
= not used
MSB = most significant bit
LSB = least significant bit

BR = bit rate
GL = guard list
RPP = Reporting Party

FIGURE 20-11A. RCCOW Status Report A (ports 1 through 4)

BYTE	BIT 7	BIT 6	BIT 5	BIT 4	BIT 3	BIT 2	BIT 1	BIT 0
1	MSB	STATION ID						
2	STATION ID							LSB
3	RPP MSB BIT 16	RPP BIT 15		MSB	MESSAGE CODE (01011)			LSB
4	IE	SC	BIT 14	REPORTING PARTY				
5	REPORTING PARTY							LSB
6	MSB	PORT #5 BR	LSB	MSB	PORT #5 SLOT ASSIGNMENT			LSB
7	MSB	PORT #6 BR	LSB	MSB	PORT #6 SLOT ASSIGNMENT			LSB
8	MSB	PORT #7 BR	LSB	MSB	PORT #7 SLOT ASSIGNMENT			LSB
9	MSB	PORT #8 BR	LSB	MSB	PORT #8 SLOT ASSIGNMENT			LSB
10				MSB	NUMBER OF USERS IN GL			LSB
11	MSB	CONTENTION REPORT		LSB		MF	FC	FD
12	MSB	PARITY						
13	PARITY							LSB

IE = Initial Entry flag
MF = Special Frame Format
FD = Full-Duplex flag
FC = Frequency Change flag

SC = Stored Call flag
= not used
MSB = most significant bit
LSB = least significant bit

BR = bit rate
GL = guard list
RPP = Reporting Party

FIGURE 20-11B. RCCOW Status Report A (ports 5 through 8).

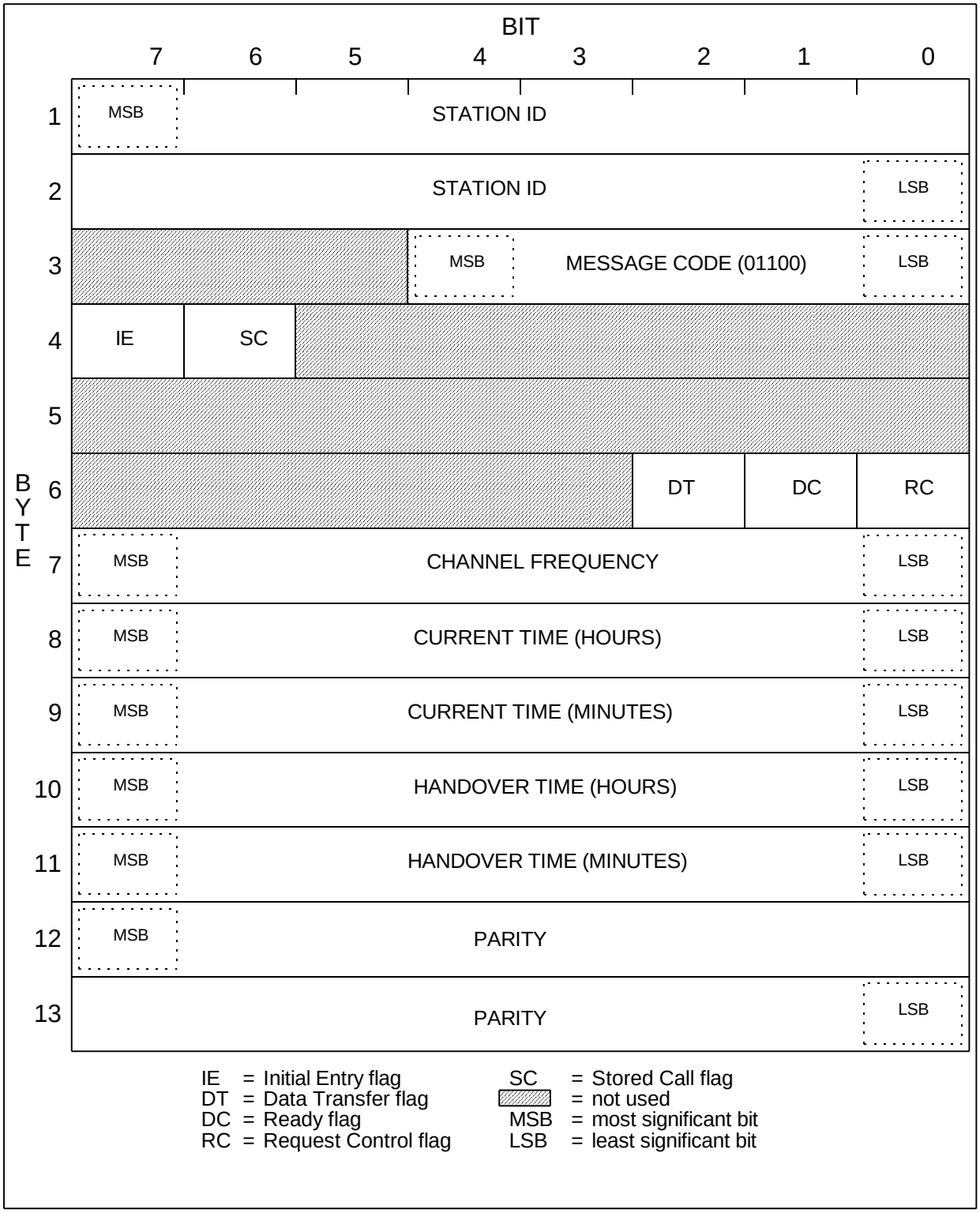

FIGURE 20-12. RCCOW Acknowledge Channel Control Request.

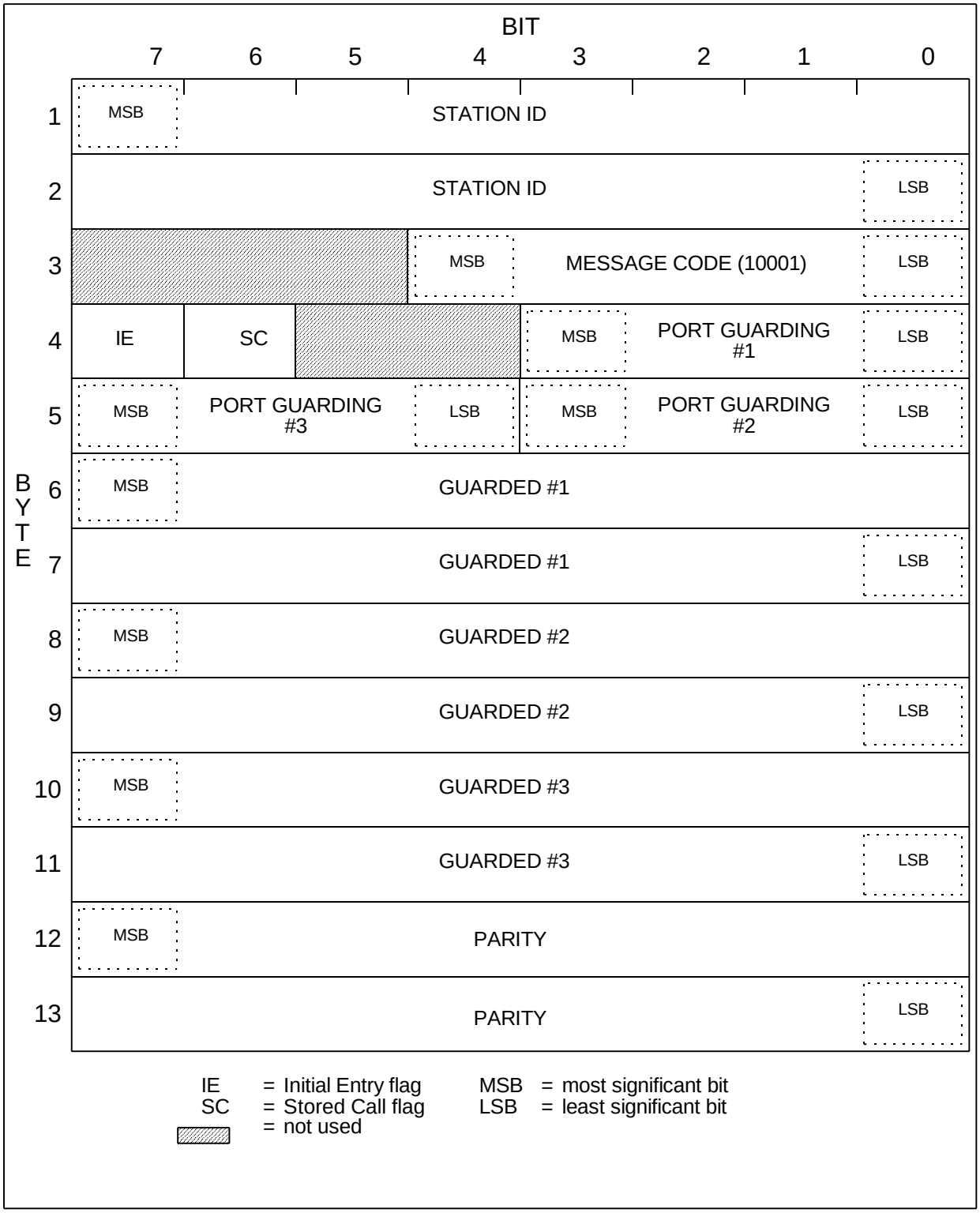

FIGURE 20-13. RCCOW Guard List Report (Type A).

BYTE	BIT 7	6	5	4	3	2	1	0
1	MSB	STATION ID						
2	STATION ID							LSB
3	PORT GUARDING #1*		PG	MSB	MESSAGE CODE (01101)			LSB
4	IE	SC	MSB	GUARDED #1				
5	GUARDED #1							LSB
6	PORT GUARDING #2*		MSB	GUARDED #2				
7	GUARDED #2							LSB
8	PORT GUARDING #3*		MSB	GUARDED #3				
9	GUARDED #3							LSB
10	PORT GUARDING #4*		MSB	GUARDED #4				
11	GUARDED #4							LSB
12	MSB	PARITY						
13	PARITY							LSB

IE = Initial Entry flag
SC = Stored Call flag
▨ = not used

MSB = most significant bit
LSB = least significant bit
* = MSB is bit 7; LSB is bit 6.
PG = port group

FIGURE 20-13A. RCCOW Guard List Report (Type B) (ports 1 through 4).

BYTE	BIT 7	6	5	4	3	2	1	0
1	MSB	STATION ID						
2	STATION ID							LSB
3	PORT GUARDING #5*		PG	MSB	MESSAGE CODE (01101)			LSB
4	IE	SC	MSB	GUARDED #5				
5	GUARDED #5							LSB
6	PORT GUARDING #6*		MSB	GUARDED #6				
7	GUARDED #6							LSB
8	PORT GUARDING #7*		MSB	GUARDED #7				
9	GUARDED #7							LSB
10	PORT GUARDING #8*		MSB	GUARDED #8				
11	GUARDED #8							LSB
12	MSB	PARITY						
13	PARITY							LSB

IE = Initial Entry flag
SC = Stored Call flag
▨ = not used

MSB = most significant bit
LSB = least significant bit
* = MSB is bit 7; LSB is bit 6.
PG = port group

FIGURE 20-13B. RCCOW Guard List Report (Type B) (ports 5 through 8).

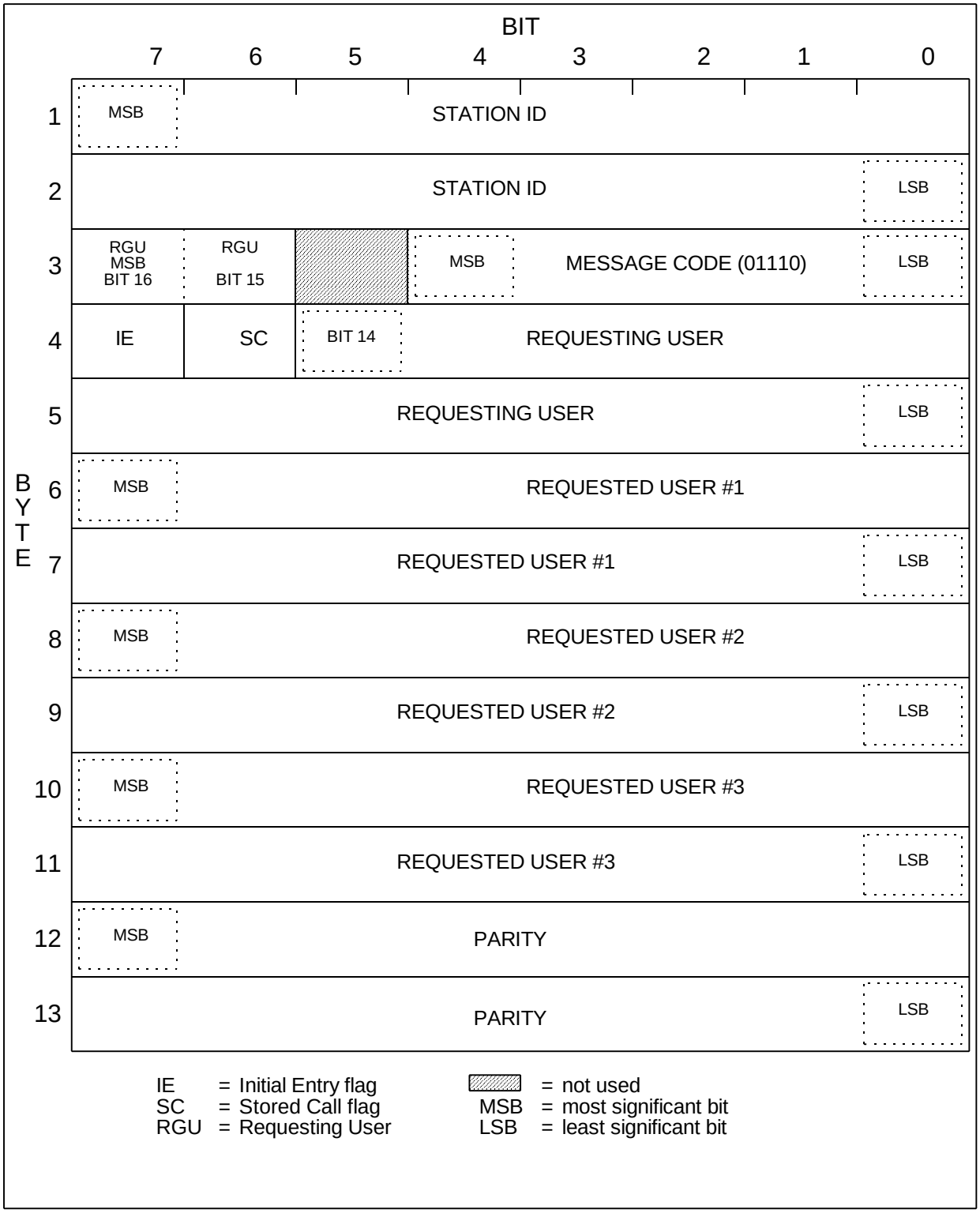

FIGURE 20-14. RCCOW Paging .